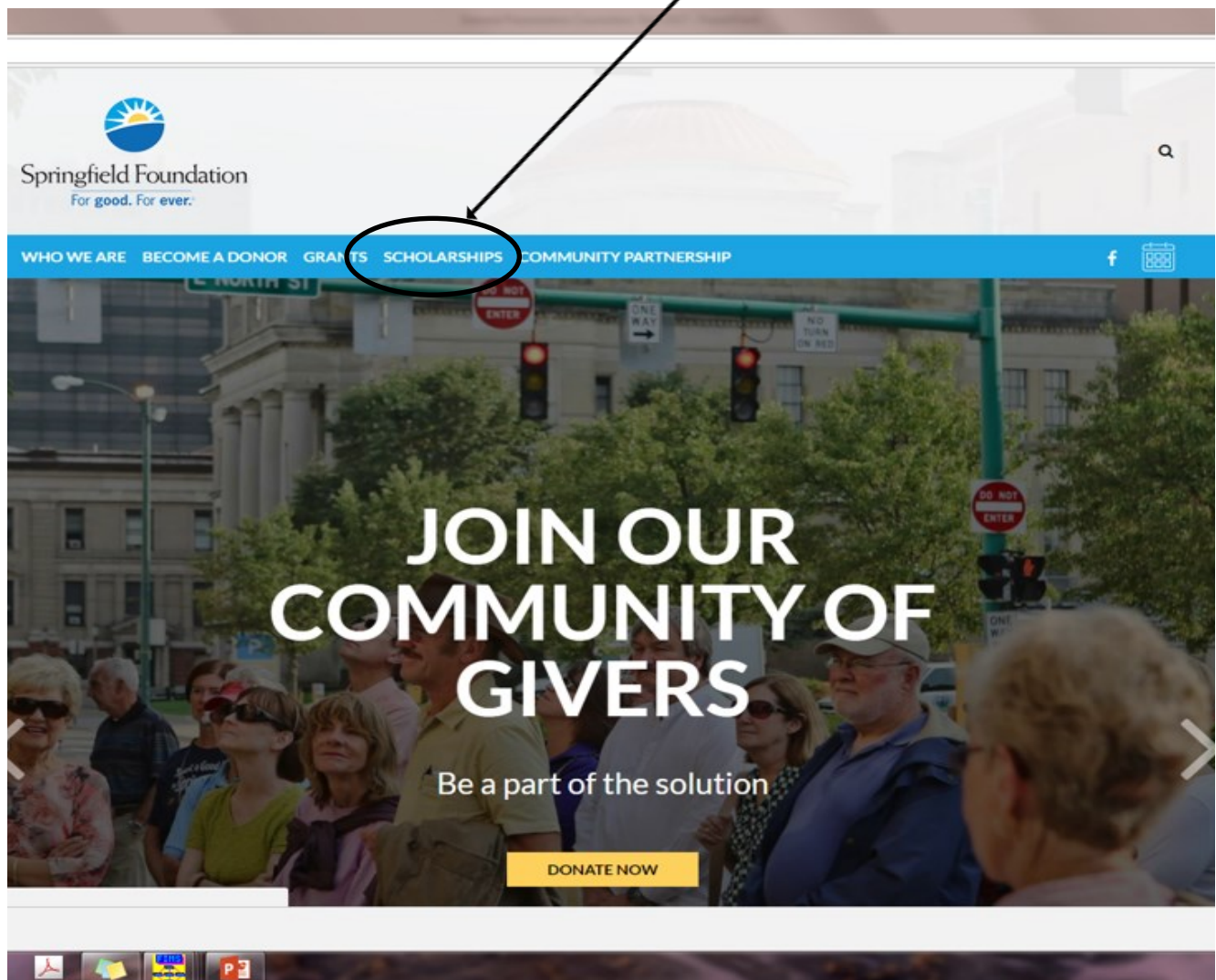


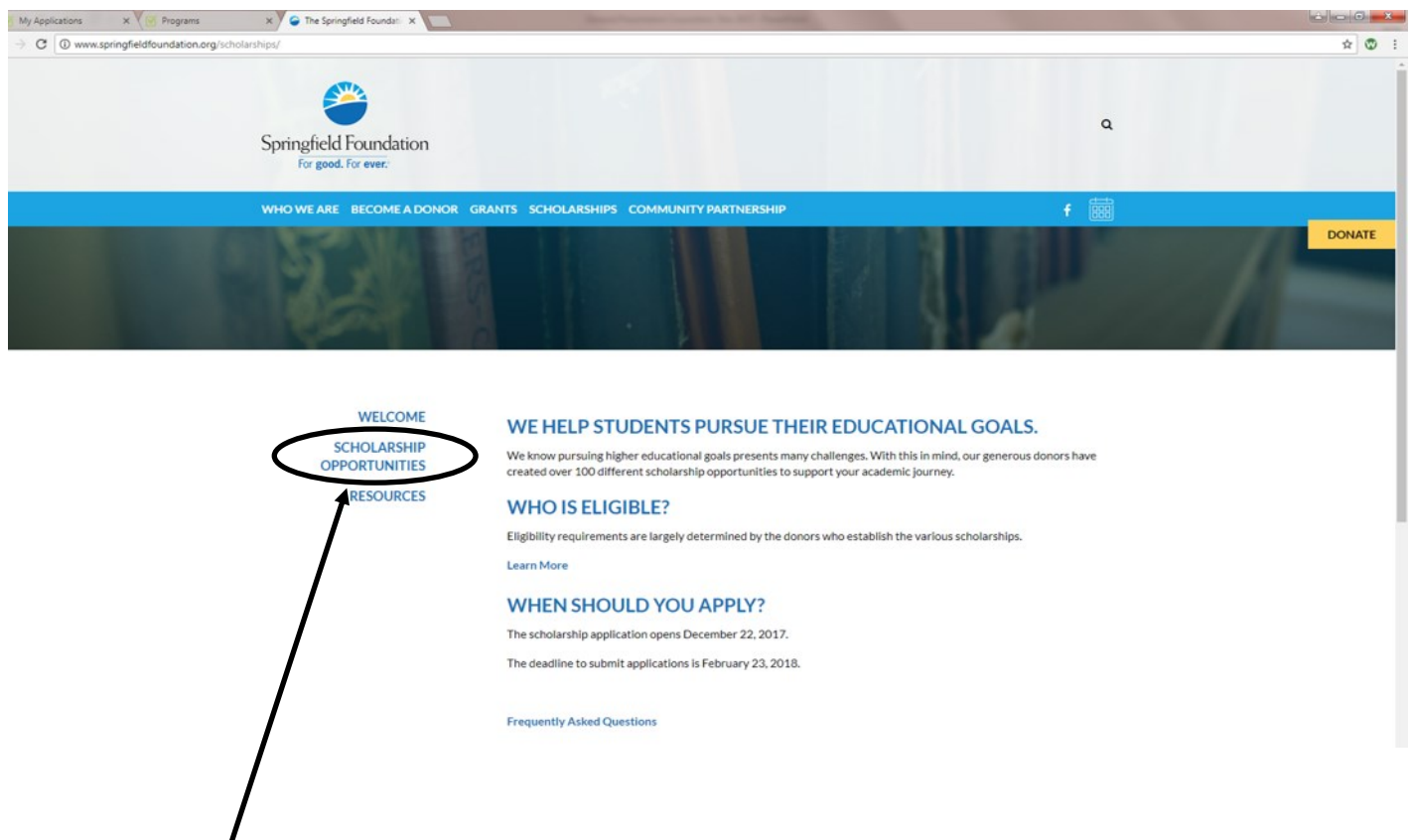
HOW TO APPLY

Step 1: Springfield Foundation Home Page

Link to Scholarship Page

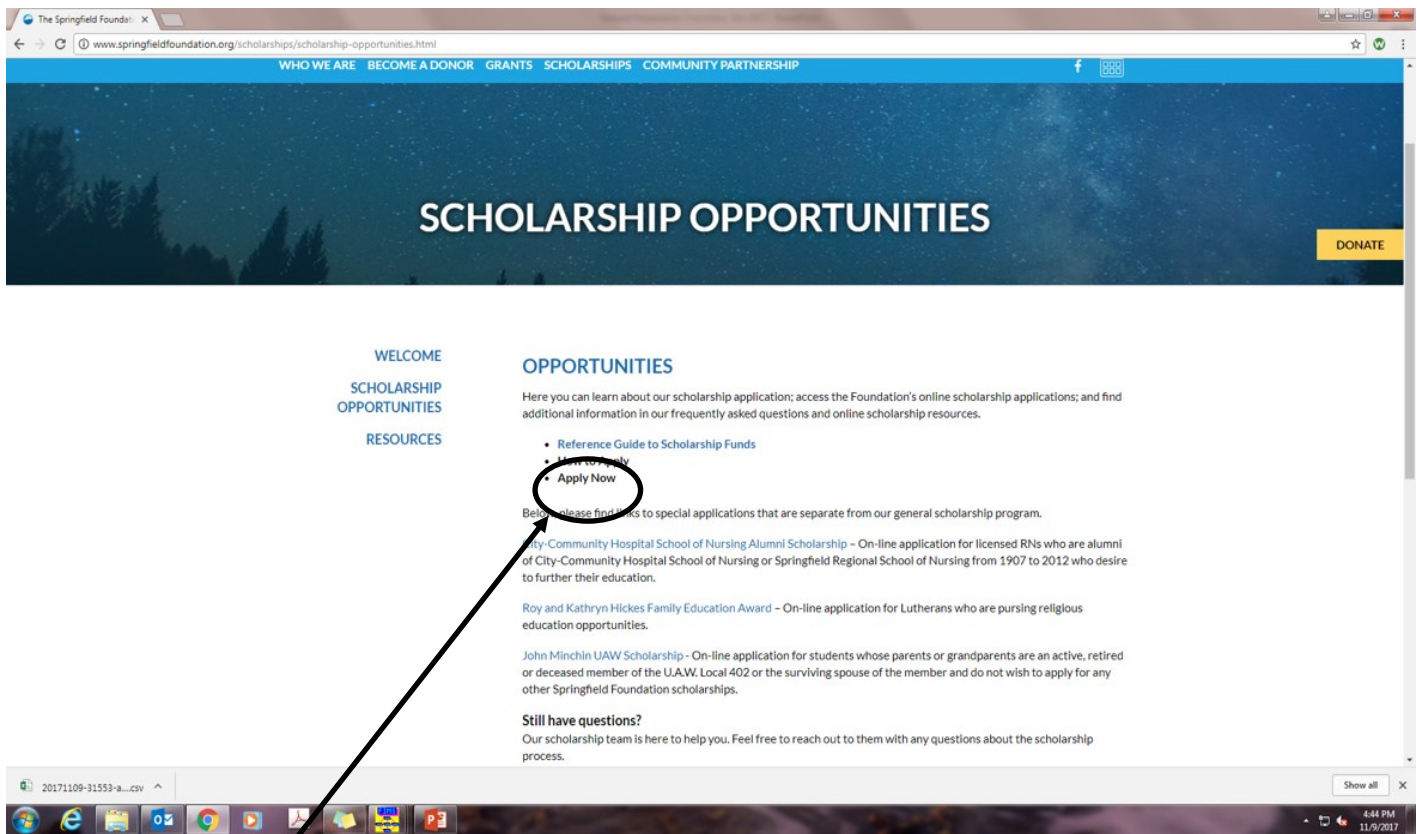


Step 2: Scholarship Welcome Page



Click to go to Scholarship Opportunities

Step 3: Scholarship Page



Click **Apply Now** to go to application

Step 4: SmarterSelect-Apply



Login ▾

2019 Springfield Foundation Scholarship Application Common App

Deadline: February 22 2019 at 04:30 PM EST

DESCRIPTION

Scholarships offered through the Springfield Foundation have been made possible by the generosity of donors who help students fund their post-secondary education. Scholarship Funds within the Springfield Foundation can be established to benefit students from particular geographic areas or schools, attending certain post-secondary institutions, or entering certain fields of study. Students apply to the program and, if eligible, can be awarded grants from one or more of these different funds. Most scholarships from the Springfield Foundation are awarded for one year only, however some funds award scholarships that are renewable for up to 4 years.

REQUIREMENTS

Scholarships are awarded to students enrolling in full-time programs at accredited 2-year, 4-year or trade schools and are based on character & personality, involvement in extra-curricular and community activities, financial need, academics, aspirations; and ability to overcome obstacles.

Scholarships are available to graduating high school seniors, current college students, or non-traditional (adult) students.

Each scholarship fund has specific eligibility criteria which were defined by the donor when the fund was established. Filling out the application will make you eligible for every Fund for which you qualify.

PREVIEW

[Preview](#)

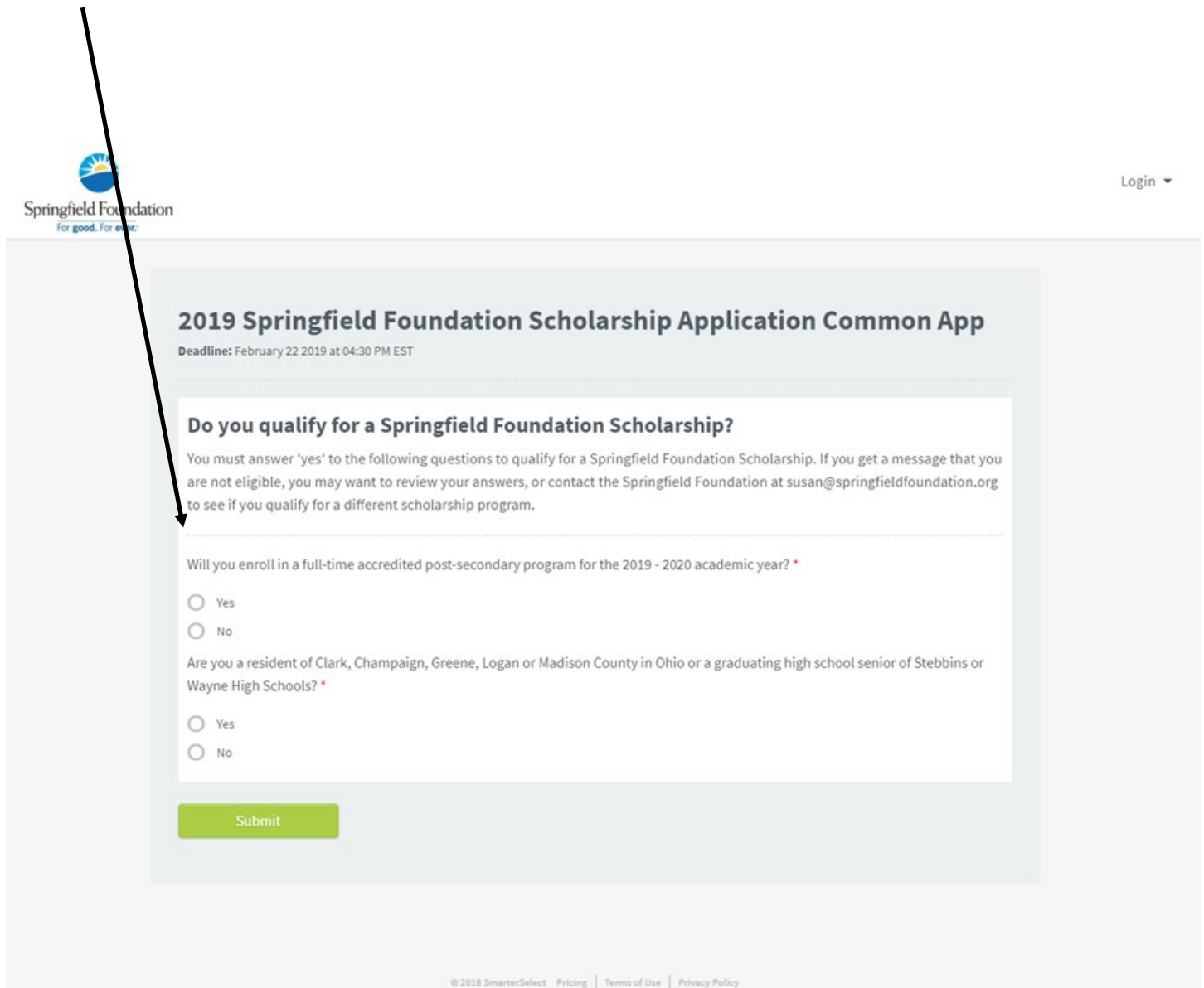
Apply

or Already have an application started? [Sign In](#)

Click **Apply** to create a new application

Step 5: Pre-Qualification Questions

Answer the Pre-Qualification questions



The screenshot shows the Springfield Foundation logo in the top left corner and a 'Login' link in the top right corner. The main heading is '2019 Springfield Foundation Scholarship Application Common App' with a deadline of 'February 22 2019 at 04:30 PM EST'. Below this is a section titled 'Do you qualify for a Springfield Foundation Scholarship?' which includes instructions: 'You must answer 'yes' to the following questions to qualify for a Springfield Foundation Scholarship. If you get a message that you are not eligible, you may want to review your answers, or contact the Springfield Foundation at susan@springfieldfoundation.org to see if you qualify for a different scholarship program.' There are two questions, each with 'Yes' and 'No' radio button options. The first question is 'Will you enroll in a full-time accredited post-secondary program for the 2019 - 2020 academic year? *' and the second is 'Are you a resident of Clark, Champaign, Greene, Logan or Madison County in Ohio or a graduating high school senior of Stebbins or Wayne High Schools? *'. A green 'Submit' button is at the bottom of the form. At the very bottom of the page, there is a footer with copyright and policy links: '© 2018 SmarterSelect Pricing Terms of Use Privacy Policy'.

Springfield Foundation
For good. For ever.

Login ▾

2019 Springfield Foundation Scholarship Application Common App

Deadline: February 22 2019 at 04:30 PM EST

Do you qualify for a Springfield Foundation Scholarship?

You must answer 'yes' to the following questions to qualify for a Springfield Foundation Scholarship. If you get a message that you are not eligible, you may want to review your answers, or contact the Springfield Foundation at susan@springfieldfoundation.org to see if you qualify for a different scholarship program.

Will you enroll in a full-time accredited post-secondary program for the 2019 - 2020 academic year? *

☐ Yes
☐ No

Are you a resident of Clark, Champaign, Greene, Logan or Madison County in Ohio or a graduating high school senior of Stebbins or Wayne High Schools? *

☐ Yes
☐ No

Submit

© 2018 SmarterSelect Pricing Terms of Use Privacy Policy

Step 6: Create An Account

First time applicants create an account.

Prior year applicants click sign in and use your email and password to start a new application.

The screenshot shows a web form titled "Create New Account". At the top, there are two buttons: "Create New Account" and "Sign In". Both buttons are circled in black. An arrow points from the "Create New Account" button to the text "First time applicants create an account." Another arrow points from the "Sign In" button to the text "Prior year applicants click sign in and use your email and password to start a new application." The form fields include: "First Name" (required, marked with a red asterisk), "Last Name" (required, marked with a red asterisk), "Organization (if applicable)", "Login Email" (required, marked with a red asterisk), "Confirm Email", "Preferred Language" (a dropdown menu currently set to "English"), "Do you wish to receive text message notifications?" (with radio buttons for "Yes" and "No"), "Password" (required, marked with a red asterisk), and "Confirm Password". A blue bar is visible at the bottom of the form.

Step 7: Start Application Process

Follow the prompts as you scroll down the pages.

[My Applications](#)[My Evaluations](#)

Teresa Brumfield

2019 Springfield Foundation Scholarship Application Common App

Deadline: February 22 2019 at 04:30 PM EST

Page 1 of 11

1. INSTRUCTIONS

Application

Application

Your application must be complete to be considered.

Click "Checklist" (Clipboard Icon) located on the right side of the screen. This will allow you to gather the information you will need before you start.

You can start your application and work on it over time by clicking "Save and Finish Later". Incomplete required items will be highlighted when you return to the application.

Required recommendations must be submitted by the scholarship deadline. Please ask your recommenders ahead of time and follow up with them in regards to the status of their recommendation. It is best to request recommendations early, so your recommenders have time to complete them. If you decide not to complete the application, please be sure to let your recommenders know.

Transcripts or grade reports must include your cumulative GPA after the first semester of the current academic year.

You will be required to provide a copy of the first page of your family's 2017 Federal Income Tax Return Form 1040 or 1040A that reflects the Adjusted Gross Income (please black out all social security numbers).

Financial information makes up 30% of the total score of your application. If the financial information is not provided, zero points will be given for financial need.

When complete, YOU MUST click "Submit Application" on the last page. You will be able to return to make changes up until the application deadline.



PAGES

INSTRUCTIONS

[PERSONAL INFORMATION](#)[ACADEMIC INFORMATION](#)[EXTRA CURRICULAR AC...](#)[COMMUNITY SERVICE](#)[EMPLOYMENT](#)[ESSAY](#)[REQUIRED RECOMMENDA...](#)[FAMILY and FINANCIA...](#)[STATUS](#)[CERTIFICATION and S...](#)

Step 8: Returning to Applications

You may save an application and return at a later time to continue working on it. When you login to SmarterSelect click My Applications and you will see your application(s).

SmarterSelect

My Applications

My Evaluations

Teresa Brumfield

The changes have been successfully saved.

My Applications

[Return to Search](#)

Search

1 - 2 of 2

Program	Status	Deadline	App ID	Last Modified
2019 John Minchin UAW Scholarship Fund	Incomplete	02/22/2019	1968509	Nov 12 2018 10:21
2019 Springfield Foundation Scholarship Application Common App	Incomplete	02/22/2019	1966295	Nov 12 2018 10:21

© 2018 SmarterSelect Terms of Use Privacy Policy

